



Line



in Fashion

Illusions of Line



- Lines can direct your gaze.
- They can shorten/reduce the height of a person.
- They can make one look taller/ longer.
- The direction can make things look slimmer, wider, or longer.



Illusions of Line



Illusions of Line



1. VERTICAL LINE

- Adds height.
- Leads the eye up and down.
- Creates a thinner, taller silhouette.



2. HORIZONTAL LINE

- Adds width.
- Leads the eye side to side.
- Creates a shorter, heavier silhouette.



3. CURVED LINE

- Considered graceful and feminine.
- Can re-emphasize and define the figure/silhouette.



4. DIAGONAL LINE

- Produces the same illusion as the straight line they most resemble.
 - Vertical slant adds height.
 - Horizontal slant adds width.



5. Structural Lines

- Lines formed when parts of the garment are constructed. (Seams, darts, pleats, tucks, etc.)
- Most visible when the garment/fabric is simple and plain.



6. Decorative Lines

- Lines that are applied to the garment for decoration and interest. (Ruffles, braids, fringe, edging, lace, appliques, buttons, etc.)
- Too much can cause competition between parts and can confuse/overwhelm the eye.

